

THE MILLENNIAL INSTRUCTOR

WITH
ALL THY
GETTING
GET
UNDERSTANDING.
Solomon.



Nil desperandum



No excellence without labor

HOLINESS TO THE LORD

Vol. 2 No. 9

The Mountain of the Lord

April 6, 2026



Additional Resources

LEARNING WITH LIGHT

As you learn about the Salt Lake Temple, nestled in the valley of the mountains, may your hearts be lifted with wonder for this sacred place—raised by faithful hands, built with sacrifice, and dedicated to the Lord.

As you explore these pages and resources, I hope you will come to understand not only how this temple was built, but why it was built. The pioneers gave their strength, their time, and their faith to create a house where heaven and earth could meet.

May you feel their devotion.

May you see the Lord's guiding hand.

And may your own hearts be drawn to His holy house.

As you prepare for the day when its doors will open once more, may you grow in reverence, gratitude, and a desire to walk in the light of the Lord.



This resource is a companion study to *The Millennial Instructor*, Vol. 2, No. 9: “The Mountain of the Lord.” It is designed to help deepen learning through inspiring challenges, creative thinking, and gospel-centered exploration. For more resources, updates, and future issues, visit www.millennialstandardpress.com

A Special Thanks to Katie Walker for helping to make this resource possible! ♡



SALT LAKE TEMPLE PLAYLIST


Use your phone or tablet to scan the QR code below to access a special Millennial Instructor–curated YouTube playlist about the Salt Lake Temple! It includes many videos arranged to match the order of the stories and articles in this issue. The playlist also explores topics such as:

- History of Construction
- Pioneer History
- Renovations
- Modern Engineering
- Sites to see in SLC
- Temples through Time
- Geology
- Music and more!

 YouTube









Use these resources to dive deeper with your children into learning about the Salt Lake Temple. While we did our best to choose videos that are family friendly, please check videos first to make sure they fit to your families specific values. We try to include a variety of videos for many different ages and learning levels.




CURIOUS ABOUT THE TIME CAPSULE

Watch the video "Salt Lake Temple Time Capsule Opened" in the YouTube playlist.
Then draw 6 things you saw inside the time capsule in the boxes below.
Next, read the story "The Coin in the Capstone" on page 38 to learn more.



PACK A PIONEER WAGON

Pretend it is 1847. You are packing a pioneer wagon for a long journey.
Space is limited, and you can only bring the most important items.
Circle or color the items you would pack.



TEMPLE MATH



The temple has 6 towers. If each tower had 4 workers helping, how many workers were there in total? $6 \times 4 =$ _____

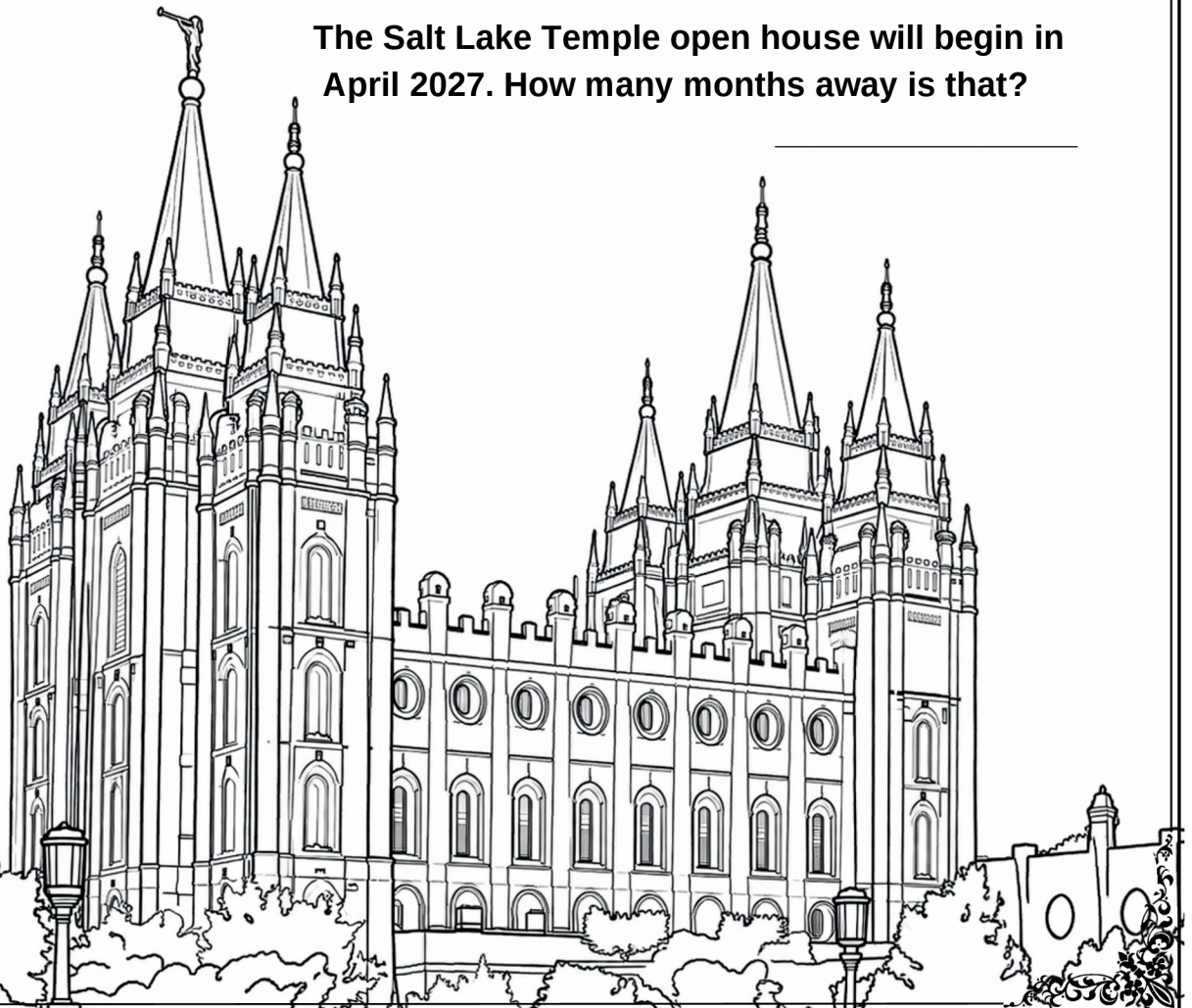
If a stonecutter finished 1 stone every 2 weeks. How many stones could they finish in 10 weeks? $10 \div 2 =$ _____ stones

A train could carry 8 granite blocks at a time. How many blocks could it carry in 6 trips? $8 \times 6 =$ _____

It took about 40 years to build the temple. How many months is that? $40 \times 12 =$ _____

Workers worked on the temple 5 days each week. How many days would they work in 6 weeks? $5 \times 6 =$ _____ days

The Salt Lake Temple open house will begin in April 2027. How many months away is that?



BUILD YOUR FOUNDATION

Learn about the strong foundation of the Salt Lake Temple—how it was carefully laid, tested, repaired, and strengthened to support something sacred for generations.

Now reflect on your own life.

What “stones” are you placing in your foundation?

Choose words that represent the qualities, beliefs, and habits that will help you stand strong through life’s challenges. Write the words you choose on the stones below.

Faith
Jesus Christ
Prayer
Scripture
Obedience
Integrity
Charity (Love)
Humility


Patience
Courage
Truth
Repentance
Gratitude
Service
Hope
Kindness




SALT LAKE TEMPLE WORD SEARCH



E	A	V	T	J	O	V	X	H	O	O	T	Y	D	W	H	N	V	R	X	M
T	L	U	L	E	C	Z	Y	U	B	J	Q	O	X	T	G	F	T	V	Z	L
E	O	K	K	J	C	I	S	N	X	Y	R	D	U	B	W	J	O	U	H	E
R	I	U	J	J	E	L	J	D	T	H	D	R	I	B	J	S	W	F	B	T
N	L	B	J	K	S	K	V	U	B	G	T	S	J	D	V	W	E	D	K	I
A	G	V	L	E	P	B	H	E	G	N	W	I	T	G	N	F	R	Y	Q	N
L	P	O	C	S	V	D	O	I	P	B	D	J	A	R	V	L	K	P	Q	A
E	O	L	F	H	E	L	Y	E	M	U	K	M	E	F	O	A	S	I	E	R
R	Z	E	R	V	I	P	X	M	T	I	F	J	E	I	I	N	Z	O	K	G
I	L	G	D	R	Z	Y	G	R	F	L	W	Z	S	F	A	A	G	N	X	O
P	X	N	R	V	S	J	I	A	E	D	R	T	I	F	Z	V	U	E	I	N
S	A	A	S	E	N	N	X	D	S	Y	X	I	D	O	I	F	U	E	Z	T
S	E	K	P	A	O	F	O	U	N	D	A	T	I	O	N	O	R	R	M	P
D	B	O	B	R	C	K	B	P	I	A	H	R	K	F	O	G	D	S	M	W
C	F	X	O	X	T	R	I	C	C	V	M	X	P	K	D	N	Q	V	O	E
V	U	M	T	G	Z	D	E	Y	J	T	I	A	X	P	N	C	X	U	N	X
L	Q	O	C	H	D	I	E	D	T	C	O	V	E	N	A	N	T	O	O	E
Q	K	H	N	W	G	K	M	Y	V	H	D	F	L	A	F	T	T	B	A	Q
C	C	T	Z	H	K	X	P	W	Y	Q	G	E	L	S	W	S	A	A	Q	S
E	E	F	G	G	E	K	Q	D	H	H	E	I	O	W	Q	S	Q	V	Q	G
G	L	A	Y	R	P	Q	Y	E	T	E	M	P	L	E	F	R	M	H	N	C




ETERNAL	PRAYER	TOWER	LIGHT
FOUNDATION	MORONI	ANGEL	STONE
PIONEERS	STRONG	FAITH	BUILD
COVENANT	SACRED	TRUTH	ZION
GRANITE	TEMPLE	SPIRE	



PREWRITING TRACING



There are many beautiful flowers growing in flowerbeds around the temple.
Trace the flowers below. Bonus: Add some color!



PRINT COPYWORK

“And it shall come to pass

in the last days,

that the mountain

of the Lord's house

shall be established

in the top of the mountains

CURSIVE COPYWORK

“And it shall come to pass

in the last days,

that the mountain

of the Lord's house

shall be established

in the top of the mountains.

Isaiah 2:2

YOU ARE INVITED



You are invited to the open house of the Salt Lake Temple!
Beginning in August 2026, reservations will open so you can plan your
visit to this sacred and historic temple.

Fill out the calendar below:

- Choose the day you would like to visit the temple
- Or write in the date you already have scheduled
- As you mark your day, think about what it will feel like to step inside a place built with such faith, sacrifice, and love.

MONTH _____

Year:

SPELLING PRACTICE



temple

Handwriting practice lines for the word 'temple', consisting of a solid top line, a dashed middle line, and a solid bottom line.

foundation

Handwriting practice lines for the word 'foundation', consisting of a solid top line, a dashed middle line, and a solid bottom line.

granite

Handwriting practice lines for the word 'granite', consisting of a solid top line, a dashed middle line, and a solid bottom line.

stone

Handwriting practice lines for the word 'stone', consisting of a solid top line, a dashed middle line, and a solid bottom line.

tower

Handwriting practice lines for the word 'tower', consisting of a solid top line, a dashed middle line, and a solid bottom line.

spire

Handwriting practice lines for the word 'spire', consisting of a solid top line, a dashed middle line, and a solid bottom line.

angel

Handwriting practice lines for the word 'angel', consisting of a solid top line, a dashed middle line, and a solid bottom line.

covenant

Handwriting practice lines for the word 'covenant', consisting of a solid top line, a dashed middle line, and a solid bottom line.

sacred

Handwriting practice lines for the word 'sacred', consisting of a solid top line, a dashed middle line, and a solid bottom line.

pioneers


Handwriting practice lines for the word 'pioneers', consisting of a solid top line, a dashed middle line, and a solid bottom line.

eternal

Handwriting practice lines for the word 'eternal', consisting of a solid top line, a dashed middle line, and a solid bottom line.

build

Handwriting practice lines for the word 'build', consisting of a solid top line, a dashed middle line, and a solid bottom line.



DISCOVER SALT LAKE CITY

i. Mark Salt Lake City on the world map




- Discover the highest peaks in Utah. Write their names and elevation below.

- _____
- _____
- _____


- Use a weather website to look up the current temperature in Salt Lake City. Mark it on the thermometer.

- Look up the current temperature where you live. Write your temperature and the temperature in Salt Lake City. Use $<$, $>$, or $=$ sign between the two.

_____ ○ _____



SALT LAKE TEMPLE CROSSWORD



Down:


1. A sacred building dedicated to God
3. Believing in God
5. Not easily broken
7. Something sacred or set apart
9. A pointed top of a tower
10. The figure on top of the temple
12. To make or create something
13. Effort used to build something

Across:

1. What is right and real
2. A calm and quiet feeling
4. A tall part of the temple
5. A block used to build the temple
6. A symbol of truth and goodness
8. Talking to Heavenly Father
11. Caring deeply for others

DESIGN THE CITY

When Brigham Young helped plan Salt Lake City, he placed the temple at the center. The city was laid out with wide streets and space for homes, gardens, and gathering places. Now imagine it's your turn to design the city. Where would you put your house? What else would your city need? Draw in roads, homes, trees, farms or gardens, a school, places to gather like a church or park, and shops or buildings that serve others.




BUILD YOUR OWN ROCK COLLECTION

Rocks are so cool—and they were used to build the Salt Lake Temple! The temple was built with strong stones like granite and sandstone. Now it's your turn to become a rock collector!

Go on a walk or explore outside. See what kinds of rocks you can find. Check the box when you find each one!

- A piece of granite
- A piece of sandstone
- A smooth rock
- A rough or bumpy rock
- A rock that is shiny or sparkly
- A rock that is blue, red, or another color
- A rock with lines or layers
- A very small rock
- A rock with crystals in it
- A rock that looks like a heart shape
- A rock you think would be strong enough to build with
- Your favorite rock






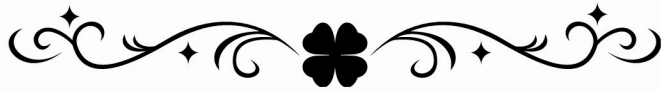
TEMPLE CONSTRUCTION




Help finish the Salt Lake temple by copying the half of the temple on the other side of the line of symmetry.



TEMPLE MAZE



It took the pioneers 40 years to finish the temple. It won't take you that long to finish this maze, but it is difficult and will take some patience.



JOURNAL PROMPT IDEAS

Write down some of the important things you are learning about the Salt Lake temple. You can write facts, but also consider writing what the spirit is impressing upon your heart and how you can become better through the lessons you are learning about the temple. Use some of these prompts as a good starting point as you read through the articles and watch videos from the playlist.

Why are temples compared to mountains? What do you do to feel close to God?

What is the purpose of the temple? What does the temple help people do?

The temple took over 40 years to build because of many challenges. What made building difficult?

The temple has a strong foundation to hold it up. What are some spiritual habits you can start that will lay down a good foundation for the rest of your life to build upon?





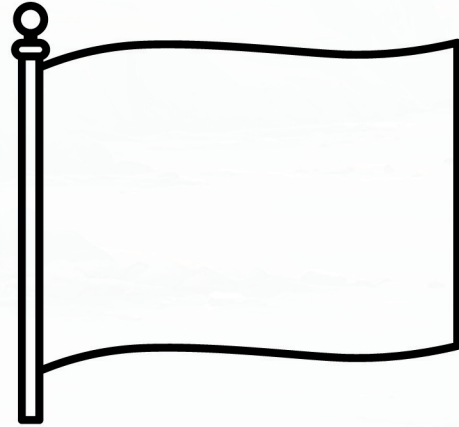

The temple is being updated to stay safe. What is being added to protect it? Why is this important?

The temple was dedicated with a joyful celebration. Imagine that you were there during the time of the original temple dedication. How would you have felt? What would you have seen and heard?



YOUR ANCESTORS AND THE TEMPLE

The temple is a place where we do work for those that haven't had the chance to hear about the gospel in this life and make special covenants with God. Many of these people include your very own ancestors. Do some research about what countries your ancestors came from. Look up what the country flags from where they are from look like and color them in below.



WORSHIP THROUGH ART




There are many craftsmen that work to make the temple beautiful. It is a way that these talented people show their love and testimony for Jesus Christ. After watching the video “Art Glass Depicts Savior in Salt Lake Temple” from the playlist, color in this stain glass with lots of amazing colors.



MILLENNIAL MINDS



Challenge yourself: Scholarly Adventures for Teens and Adults



Salt Lake City Design: Order, Direction, and Purpose

When Brigham Young helped plan Salt Lake City, he didn't just place buildings randomly—he designed a grid system centered on the temple. Streets run in straight lines, and addresses are based on their distance from the temple, making it easier to find your way. It was a simple but ingenious design that brought order, clarity, and unity to a growing city.

How It Works:

In Salt Lake City, each block equals 100.

So, if something is at 300 South, that means it is 3 blocks south of the temple.

Example:

If a place is at 200 East, it is 2 blocks east of the temple.

Now try it yourself: using the temple as the center point (0,0), estimate how many blocks away these places are:

- Rio Grande Train Station (300 S, 455 W) _____
- Red Butte Garden (near 1200 E / 1400 E area) _____
- This Is the Place State Park (approx. 2600 E, 1300 S) _____
- Hogle Zoo (approx. 2600 E, 2100 S) _____
- Little Cottonwood Canyon (approx. 9400 S, 3000 E) _____
- Jordan River Temple (approx. 10200 S, 1300 W) _____
- Draper Temple (approx. 14065 S, 2200 E) _____
- Oquirrh Mountain Temple (approx. 14000 S, 5000 W) _____
- Taylorsville Temple (approx. 4700 S, 2600 W) _____



Now think deeper: Why would it matter to have something important at the center of a city? How does having a clear “center” make life easier and more focused?

ANSWER KEY

