

THE MILLENNIAL INSTRUCTOR

WITH
ALL THY
GETTING
GET
UNDERSTANDING.
Solomon.



Nil desperandum




No excellence without labor

HOLINESS TO THE LORD

Volume 2

The Heart of *The Holy Land*

No. 6



Additional Resources




LEARNING WITH LIGHT

My dear young friends,

As you learn about the Holy Land, may your hearts turn to the places where Jesus Christ walked, taught, healed, and loved.

May these resources help the scriptures come alive, and may they lead you to know the Savior more personally. As you learn about the places He walked, may you feel His love more deeply—and want to follow Him with greater faith, gratitude, and joy.

With learning and light,
Your friend,
George Q. Cannon




This resource is a companion study to *The Millennial Instructor*, Vol. 2, No. 6: “The Heart of the Holy Land” It is designed to help deepen learning through inspiring challenges, creative thinking, and gospel-centered exploration. For more resources, updates, and future issues, visit www.millennialstandardpress.com

A Special Thanks to Katie Walker for making this resource possible!







HOLY LAND PLAYLIST

Use your phone/tablet to scan the QR code below to access a unique Millennial Instructor curated Youtube playlist about The Holy Land! There are over 80 videos that coincide with the order of articles of this particular issue. The playlist also covers topics such as:

- Historical Landmarks
- Religious Landmarks
- Digital Tours
- Unique Food/Recipes
- Crafts
- Read Alouds
- Connections with the Holy land and the Church of Jesus Christ of Latter Day Saints
- Movie suggestions
- And more!




Use these resources to dive deeper with your children into learning about this country and culture. While we did our best to choose videos that are family friendly, please check videos first to make sure they fit to your families specific values. We try to include a variety of videos for many different ages and learning levels.

PLAYLIST LEARNING LOG

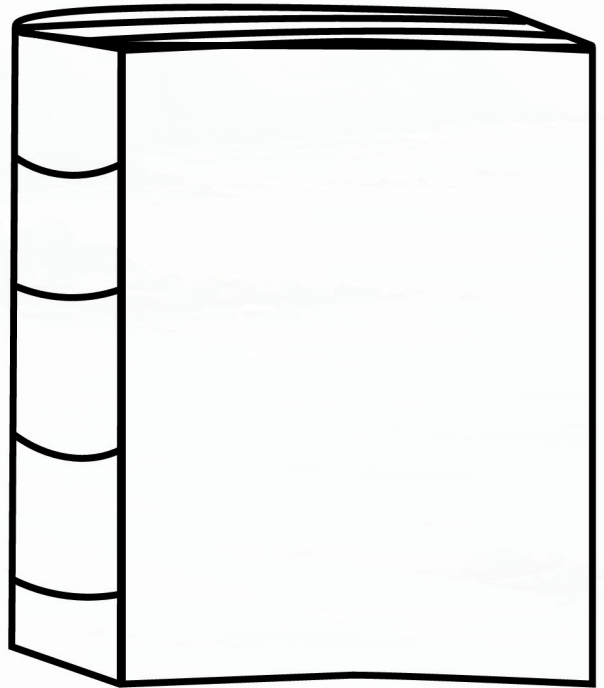
As you watch the video playlist, fill out the sections below.




Create a stamp with a beautiful landscape in the Holy Land.



Create a book cover for a book about Israel. Use what you've learned about the country to create this imaginary book cover.



Imagine that you've recently visited Israel. Draw a picture of yourself in front of a famous landmark in Israel.



PLAYLIST LEARNING LOG




Choose one of the holidays that the Jewish people celebrate. Draw a family celebrating that holiday.




Draw and color a picture of the Israeli flag.



Draw a picture of something they eat in Israel.




Draw a place in Israel that you would like to visit.



IMAGINE THE HOLY LAND

Imagine you are walking where Jesus once walked. What do you hear? What do you smell? What do you feel? Write it below (or have a parent help you write down what you imagine).



DISCOVER THE HOLY LAND

1. Mark where you live on the map. Mark Jerusalem's location.
2. Draw a straight line from you to Jerusalem.
3. Label the oceans and continents your line passes over.




Find out what the highest peak in the Holy Land is called. Then, look up the current temperature there and write it below.

- Highest Peak:

- Temperature:

- Use a weather website to look up the current temperature in Jerusalem. Mark it on the thermometer.
- Look up the current temperature where you live. Write your temperature and the temperature in Jerusalem. Use $<$, $>$, or $=$ sign between the two.



MAP OF THE HOLY LAND

With a parents help find 5 places on this map that are mentioned in the Bible?
Learn what happened there and mark each place on the map.



PARABLES & THEIR SYMBOLS

Jesus often taught using stories called parables. Each parable uses simple, everyday things to teach important truths. Look up the scriptures below and match each parable to the picture that goes with it. Then think about what the story teaches you.

Luke 15:3-7




Luke 10:30-37



Matthew 13:31-32



Matthew 7:24-27



TRIP TO THE MARKET

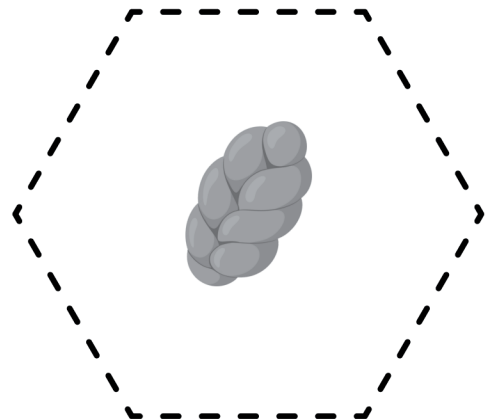
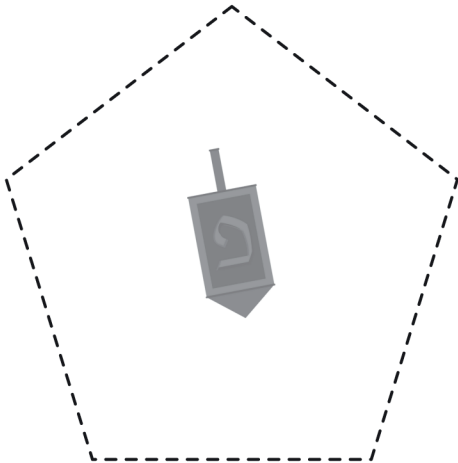
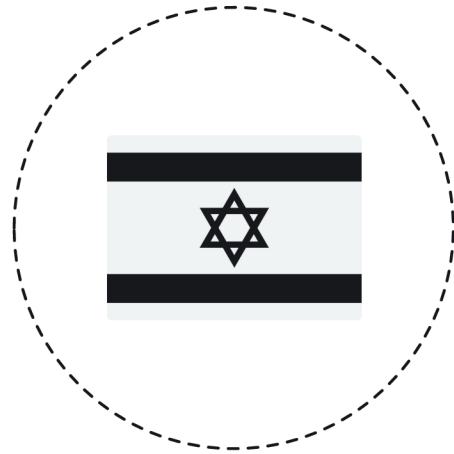
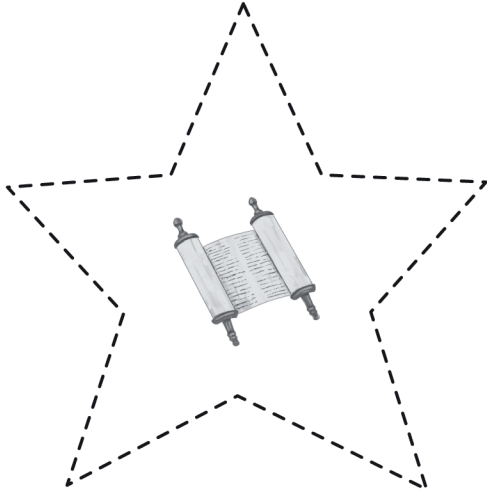
Using the guide on page 43 of *The Millennial Instructor* help your mom pick up these things from the market. Write the price in shekels next to the item and add it all up.

Carrots ₪ _____
Honey ₪ _____
Grapes ₪ _____
Olives ₪ _____
Figs ₪ _____
Radishes ₪ _____
Crackers ₪ _____
Hummus ₪ _____
Dates ₪ _____

Total Cost ₪ _____



PREWRITING SHAPE TRACING



PRINT COPYWORK


“I am the light of the world:

he that followeth me

shall not walk in darkness,

but shall have the light of life.”

– John 8:12



CURSIVE COPYWORK


"I am the light of the world:

he that followeth me

shall not walk in darkness,

but shall have the light of life."

— John 8:12



SPELLING PRACTICE



Jerusalem

Bethlehem

Nazareth

Temple

Shepherd

Olive

Bread

Light

Peace

Family

Covenant

COMMON ROLES IN BIBLE TIMES

In Bible times, people had many different jobs that helped families and communities thrive. Match each picture to the correct job. As you work, think about how each job helped others and why it was important.

- Shepherd
- Fisherman
- Farmer
- Baker
- Mother / Caregiver
- Potter
- Carpenter / Builder
- Tentmaker
- Merchant
- Scribe
- Stone Mason
- Weaver
- Olive Oil Maker
- Vineyard Worker
- Water Carrier



HOLY LAND WORD SEARCH

Q	P	L	I	Z	X	Y	K	R	Y	P	V	A	F	W	X
P	E	A	C	E	G	E	L	P	M	E	T	D	M	J	H
C	O	V	E	N	A	N	T	S	U	K	J	H	U	K	X
O	N	J	M	E	L	A	S	U	R	E	J	L	G	U	W
J	L	A	S	Q	U	V	K	L	M	B	H	R	C	I	Q
H	W	I	Z	R	J	V	I	Z	P	R	U	T	M	B	L
M	B	P	V	A	G	J	H	Y	E	E	W	Y	T	T	M
A	Y	L	J	E	R	T	D	Z	T	A	R	P	M	E	A
G	P	H	D	R	T	E	O	R	C	D	L	I	H	O	L
J	R	A	R	P	Q	K	T	S	N	P	Z	E	V	N	Q
V	O	F	E	H	O	A	A	H	D	L	L	F	J	E	K
G	P	U	H	Q	T	E	S	Q	T	H	S	Q	O	U	R
I	H	S	P	R	Y	H	I	Y	T	K	U	J	A	L	Q
M	E	G	E	J	E	W	B	E	P	Y	H	I	T	M	I
Y	T	C	H	J	W	K	B	K	V	N	Z	X	L	X	E
S	A	V	S	H	Z	T	W	W	S	R	N	A	J	B	J




BETHLEHEM
 JERUSALEM
 NAZARETH
 SHEPHERD
 COVENANT
 PROPHET

TEMPLE
 OLIVE
 PEACE
 LIGHT
 BREAD
 RIVER



IMAGINE YOU WERE A SCRIBE

Choose a favorite scripture. Copy it slowly and neatly below, pretending you are a scribe. Take your time—scribes believed every word mattered.




THE RIVER JORDAN


Many miracles happened in and around the River Jordan. After reading “The River that Remembers” on page 26 and watching the Jordan River video from the playlist, draw some of the important events that happened here.




SEND A POSTCARD

Read the story on page 36, "Pack Your Bags for the Holy Land." Choose one place that really interests you, then write a postcard to a grandparent or friend. Ask a parent to help you find their address and write it on the lines below. Add a drawing or a few sentences about your favorite place and why you'd like to visit it.



Picture goes here 

HOLY LAND CROSSWORD



Down:



1. A sacred promise between God and His people
3. A person who carefully copied sacred writings
4. A person who cares for sheep
7. A story Jesus told to teach a lesson
9. A sacred place of worship in Jerusalem
10. A holy city important to Jews, Christians, and Muslims

Across:

2. The town where Jesus grew up
5. The town where Jesus was born
6. A word Jesus taught and lived
8. A daily food often mentioned in the Bible
11. The region with the sea where Jesus taught and fished
12. A fruit grown on trees and used for oil

MAZE

Christians, Muslims and Jews all worship in different houses of worship. Help the kids get through the maze to get to their houses of worship.



Mosque



Chapel



Synagogue

COUNTRY OF ISRAEL DOT-TO-DOT



a
 t
 r
 s
 p
 q
 d
 b
 c
 o
 n
 e
 m
 f
 g
 h
 i
 i
 k
 i

22
 21
 20
 19
 18
 17
 16
 15
 14
 13
 12

42
 41
 40
 39
 38
 37
 36
 35
 34
 33
 32
 31
 30
 29
 28
 27
 26
 25
 24
 23
 22
 21
 20
 19
 18
 17
 16
 15
 14
 13
 12
 11
 10
 9
 8
 7
 6
 5
 4
 3
 2
 1

41
 40
 39
 38
 37
 36
 35
 34
 33
 32
 31
 30
 29
 28
 27
 26
 25
 24
 23
 22
 21
 20
 19
 18
 17

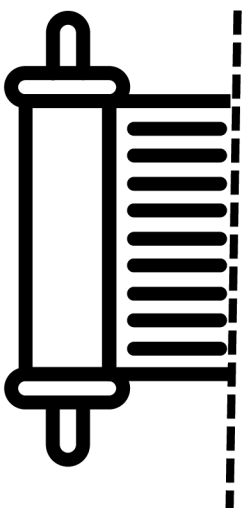
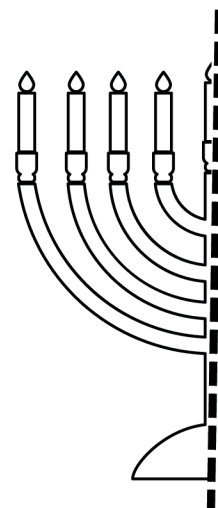


33
 32
 31
 30
 29
 28
 27
 26
 25
 24
 23
 22
 21
 20
 19
 18
 17
 16
 15
 14
 13
 12

47
 46
 45
 44
 43
 42
 41
 40
 39
 38
 37
 36
 35
 34
 33
 32

29
 28
 27
 26
 25
 24
 23
 22
 21
 20
 19
 18
 17
 16
 15
 14

LINES OF SYMMETRY

Finish the picture by using the line of symmetry to make a mirror image.






Scholarly Adventures for Teens and Adults

Get Curious! Research and Discover


The Dead Sea Scrolls: The Day a Secret Was Found



Imagine hiking the hills near the Dead Sea and stumbling onto something that had been hidden for nearly 2,000 years. That's exactly what happened when the Dead Sea Scrolls were discovered. If you're curious, look up what they are and why people were so excited about them. Then write a short note to the boy who found them—tell him what his discovery means to you (and why it matters to the world!).




Israel on a Map... and Israel in the Scriptures




When you hear the word Israel, it can mean a country you can point to on a map. But in the scriptures, it can also mean something much bigger: the House of Israel—God's covenant family spread across the whole world. If you've ever wondered about that, go explore it! Ask questions, talk with your parents, and search your scriptures. Find two verses about the gathering of Israel that stand out to you. Copy them into your journal, then write a few lines about why you chose them and what they teach you.




The Western Wall: Giant Stones and Big Questions



The Western Wall is made of enormous stone blocks—so big it makes you stop and wonder, How did anyone build this? Look up a photo and pick one stone. How big do you think it is? How much do you think it weighs? Now go down the rabbit hole and see what you can find about how ancient builders moved stones that massive without cranes or machines. It's like an engineering mystery from long ago—and the answers are fascinating.



Family Challenge: Walk the Road to Emmaus



After Jesus was resurrected, two disciples walked from Jerusalem to Emmaus, a journey of about 7 miles. As they walked, Jesus Himself joined them—though they didn't recognize Him at first. As a family, mark Jerusalem and Emmaus on a map and talk about what that walk might have been like. Then choose how you'd like to complete the journey together: Walk 7 miles total as a family (all at once or over several days), or break it into smaller walk over time.



You can walk outside, on a treadmill, or anywhere you like. As you walk, talk, listen, or even walk quietly for a bit. When you're finished, share together: What do you think the disciples felt? What might it have been like to realize you were walking with Jesus?